

Hazardous Substances Management

Document Control			
Policy Manager:	Safety & Wellbeing Manager	Date First Approved:	November 2020
Policy Owner:	Executive Director, People & Culture	Authorised by:	People & Culture Council Committee
NZIST Category:	N/A	Date Last Revised:	N/A
Wintec Taxonomy	People Management	Next Review Date:	

1. Purpose & Scope

The purpose of this subsidiary policy is to provide clarity on the responsibilities of assessing and managing health and safety risks concerning the storage, use, transportation, and disposal of hazardous substances across all parts of Wintec's business.

This scope of this policy includes all Wintec staff members, students, contractors (including sub-contractors and consultants) and visitors.

2. Policy Statement

We have a large, complex and varied business which produces a range of risks to staff, students, contractors and visitors. We have a legislative responsibility to ensure all significant risk is managed to As Low as Reasonably Practicable (ALARP) standards. We achieve this by ensuring all risk is assessed by competent people using an agreed methodology as per the requirements of the [Health and Safety at Work Act 2015](#) and the [Hazardous Substances Regulations 2017](#).

The objectives of safe use and handling of chemicals at Wintec are to:

- Ensure that risk of using chemicals is assessed and mitigation controls are put in place to reduce the likelihood of people, environment, assets or reputation being adversely affected
- achieve or surpass the requirements of the legislation
- encourage and implement best-practice and continuous improvement behaviours, and
- plan for and purchase the correct quantities of substances in a fiscally and environmentally responsible way to avoid unnecessary purchase, storage and disposal fees.

Wintec is committed to ensuring that no persons are affected adversely as a result of sub-standard processes around the use, transportation of, storage of and disposal of hazardous substances.

3. Key Roles & Expectations

This subsidiary policy and related procedure are managed by the Safety and Wellbeing Manager and owned by the Director of People and Culture. While staff from the Safety and Wellbeing team are primarily responsible for its successful implementation, there is a requirement on all Wintec staff to familiarise themselves with the contents of this policy, particularly around effective safe use of hazardous substances in use at Wintec or in areas where hazardous substances are used by Wintec staff and contractors.

There are several roles referred to specifically in this policy. They are:

All Staff

- Responsible for ensuring a formalised risk assessment has been completed prior to completing any work or undertaking any task involving the storage, use, transportation, or disposal of hazardous substances

Hazardous Substances Management

- comply with the manufacturer's instructions and applicable Safety Data Sheet (SDS) information in conjunction with any applicable site Standard Operation Procedures (SOPs) and Job Safety Analysis (JSA's) when handling hazardous substances
- report instances of unsafe use, storage, transportation or disposal of hazardous substances by any staff member, contractor, student or visitor on any Wintec owned or controlled site to their manager, the Assets & Infrastructure team, or the Safety & Wellbeing Manager (in non-emergency situations this can also be done via Vault).

Students

- Responsible for actively participating in the risk assessment process and ensuring that they are fully informed of the Personal Protective Equipment (PPE) requirements and are trained to use hazardous substances
- follow instruction from Wintec staff members regarding the storage, use, transportation or disposal of hazardous substances
- report instances of unsafe use, storage, transportation or disposal of hazardous substances by any staff member, contractor, student or visitor on any Wintec owned or controlled site to any Wintec staff member.

Managers

- Responsible for ensuring that hazardous substances within their areas of responsibility are safely managed and stored away from flammable atmospheres in lockable areas.

Nominated Hazardous Substance Centre/School Technicians

- Responsible for managing the hazardous substance store and register for their Centre/School, including the safe use, storage and disposal of hazardous substances (with support from the Safety & Wellbeing Manager/Infrastructure & Assets Team as required)
- must be qualified and current as a certified handler of hazardous substances in the following Classes: 2 through 6.1A, 6.1B, and 8

Note: A Quick Reference/Glossary of Hazardous Substances Classes is located in Appendix 1 of this policy.

- creates and reviews applicable SOPs and/or JSAs for hazardous substances in their applicable Dangerous Goods Stores and other storage locations or locations where those hazardous substances are used (such as labs, workshops, gardens) in their Centre/School
- creates and reviews their Site-Specific Safety Plans (SSSP) for their Centre/School, submitting them to Vault
- assisting with queries from staff members regarding the purchase, transportation, storage, disposal and safety requirements for hazardous substances
- undertake audits as required
- assist emergency workers and Wintec staff in the event of an emergency.

Hazardous Substances Management

**Facilities
Operations
Team Leader**

- Formally documents the outcome of any trial of a hazardous substance emergency response plan or evacuations and forwards to the Safety and Wellbeing Manager.

**Assets &
Infrastructure
Team**

- Co-ordinate the necessary inspections and actions to enable the renewal of any location test/compliance certificates.

**Safety &
Wellbeing
Manager**

- Responsible for the day-to-day management and implementation of this policy
- responsible for managing the Master Hazardous Substance Register in Vault
- reviewing the SSSPs in Vault
- engage compliance certifiers to obtain the necessary [location test/compliance certificate](#) for hazardous substances
- ensures Wintec staff members receive the appropriate level of training for their role
- ensures an emergency response plan is in place and up-to-date
- organising monthly and annual audits related to hazardous substances
- notify Worksafe of any plans to commission a new hazardous substance location on any Wintec owned or operated campus (at least 30 days prior to work commencing)
- consult with and keep informed Centre/School Directors, the Strategic Assets Manager, Executive Group and Wintec's Council on health and safety issues related to hazardous substances
- responsible for ensuring that Wintec meets its statutory and accountability obligations, including compliance with the Health & Safety at Work Act 2015, Hazardous Substances Regulations and WorkSafe NZ Good Practice Guidelines.

**Strategic Assets
Manager**

- Consult with and keep informed the Safety & Wellbeing Manger on all issues related to hazardous substances management on Wintec owned or controlled sites.

Security

- Monitor hazardous goods stores during routine inspections to ensure contents are secure
- assist with securing locations in the event of an emergency/spillage.

**Head of School/
Centre Directors**

- Responsible for ensuring all health and safety risks associated with the use of hazardous substances in their programmes have been assessed and suitable mitigation controls are put into place prior to the programme being ALLOWED to begin. This includes ensuring the creation of JSAs and SSSPs by Nominated Hazardous Substance Centre/School Technicians.
- ensuring the appropriate staff in their Centre/School have received the right level of training suitable for their role.

Hazardous Substances Management

**Executive
Director, People
& Culture**

- Holds overall responsibility for the implementation and ownership of this policy.

4. Measuring Success

The measurements of successful hazardous substance management at Wintec are:

- Hazardous substances have been identified, correctly labelled and safely stored away from ignition sources.
- Training is in place for all users of hazardous substances in regard to safe use and handling.
- Hazardous substance volumes are formally documented and an up to date list of maximum potential volumes is available as part of the hazardous substances site emergency plan which includes a detailed map of storage locations for use by emergency services.
- Location compliance certificates kept up to date.
- Job Safety Analysis (JSAs) are created for all hazardous substances.
- Detailed emergency response plans include provision for hazardous substance accidental releases and first aid information including Safety Data Sheets (SDS) available for all substances.
- Up-to-date records are available for all hazardous substance training undertaken
- Safety and Wellbeing management system Vault has a library of SDS and is searchable.
- Managers and Heads of School / Centre Directors can see evidence of safe hazardous substance use and storage across their areas of responsibility.

5. Supporting Information

This section includes information on the key components of safe hazardous substance management at Wintec. The highest priority is keeping our staff members and students safe. With this in mind:

WHEN IN DOUBT – ASK!

When working with or intending to work with hazardous substances, if you have any questions or concerns, consult your Nominated Hazardous Substances Centre Technician in the first instance, or contact the Infrastructure & Assets Team or Safety & Wellbeing Manager. When considering the purchase of a new substance, never assume that the substance is harmless, or that existing safety precautions will be sufficient. If you don't know, ask!

5.1. Before Purchasing New Substances

Before purchasing a new substance for use, staff members must review any safety requirements for the substance. This includes ensuring the manufacturer's instructions on storage and handling are clearly documented.

In addition to following normal purchasing procedures, the staff member should also consult the Hazardous Substances Calculator (see 5.2) and their nominated Centre/School Hazardous Substance Technician to ensure that:

Hazardous Substances Management

- a) The substance is not already in stock.
- b) There are no alternatives that exist that can be used instead of the substance.
- c) Protections are in place to safely transport, store and dispose of the substance. This includes appropriate signage, storage facilities, PPE, existing JSAs and training.
- d) Substance Triggers regarding the purchase of new substances with regards to purchasing to be reviewed for implications to site compliance thresholds.

5.2. Hazardous Substances Calculator

When considering the purchase of new potentially hazardous substances, staff members are to use the [Hazardous Substances Calculator](#) to identify and evaluate any requirements (referred to in the calculator as “controls”) related to the storage, transportation and disposal of the substance.

Meeting these requirements not only helps us manage health and safety at Wintec but is required to comply with the [Health and Safety at Work \(Hazardous Substances\) Regulations 2017](#).

Please note:

- The Hazardous Substances Calculator is a free and confidential tool provided by WorkSafe. To get accurate results, you must enter the full classification for each substance. Refer to the calculator instructions for more information.
- The calculator does not cover explosives. It also does not cover any rules made by district, city or regional councils. The information provided by the calculator is not in substitution or in any way an alteration to the laws of New Zealand.
- Key hazardous substance requirements and controls in this calculator do not cover all the requirements and controls imposed by the regulations or under Hazardous Substances and New Organisms (HSNO) Act 1996. Also note that because the new Health and Safety at Work (Hazardous Substances) Regulations 2017 replace the HSNO regulations for the workplace, some HSNO Codes of Practice are no longer valid.

5.3. Site Locations and Hazardous Substances Registers

We are required to keep separate registers of all the hazardous substances used, handled, manufactured or stored on Wintec property for each separate site (there is no central repository). Hazardous substances are primarily stored in three different Dangerous Goods Stores across Wintec campuses. They are located at:

- [City Campus](#): D Block, Lower Ground Floor (located under the concrete stairs)
E Block, Science labs E2.08 (chemistry),
E2.09 (biochemistry), and
E1.06 (microbiology)
- [Hamilton Gardens Campus](#), Horticulture (located in the barn yard)
- [Rotokauri Campus](#), G Block – Trades (located in the yellow shipping container on the exterior northern side of the building)

Access to these sites is restricted to appropriate Wintec staff members/contractors. Note that some hazardous substances may be stored in smaller quantities at sites where they are used, such next to laboratories, in workshops etc. This is dependent on the type, quantity and storage requirements of the substance. Refer to the individual SDS for each substance, or the Hazardous Substance Calculator, for specifics.

Hazardous Substances Management

This information is also captured in the Master Hazardous Substance Register, stored on Vault.

The two academic site registers are managed by the nominated technician for each Centre/School. The third is managed by the Infrastructure & Assets team. The register at each site must be kept up to date and easily accessible in the event of an emergency.

The registers are an inventory and must contain:

- the substance's name and UN number (if available)
- the maximum amount likely to be at the workplace
- its location
- any specific storage and segregation requirements
- a current safety data sheet or a condensed version of the key information from the safety data sheet
- any hazardous waste.

5.4. Decanting, Packaging, Labelling and Signage

All hazardous substances should be clearly labelled by the manufacturer. For any instances where a substance is not labelled, or the label is not readable, contact the nominated Hazardous Substance Technician for the store the substance belongs to. If unsure, contact the Infrastructure & Assets team.

Staff members must take appropriate measures when removing hazardous substances from the manufacturer's supplied packaging, decanting, or transferring the substance into a more manageable permanent, semi-permanent or temporary container. The appropriate container type for the substances must be used, and the substance name, class pictogram and signal word must be added.

Signage requirements are managed by the Infrastructure & Assets team with the help of an external provider. For all enquiries relating to signage, please contact the Infrastructure & Assets team.

5.5. Location Compliance Certificates

The Infrastructure & Assets team are responsible for ensuring location compliance certificates are obtained and maintained. Location compliance certificates are required to be renewed every:

- 1 year for explosive, flammable and oxidising substances (can be extended to 3 years in certain circumstances)
- 3 years for toxic and corrosive substances

Any issues with location compliance certificates should be reported to the Safety & Wellbeing Manager.

6. Procedures

Highly effective hazardous substance management can be broken into specific processes. They cover: safe storage of hazardous substances; safe use of hazardous substances; safe transportation of hazardous substances; safe disposal of hazardous substances; effective training

Hazardous Substances Management

of staff in the use of hazardous substances and effective emergency response in the event of an unplanned event involving hazardous substances.

6.1. Safe storage of hazardous substances

- a) Hazardous substances must be stored in a lockable fit for purpose hazardous goods container with ventilation and kept away from sources of ignition.
- b) Where there is a risk of one or more hazardous substances being incompatible these may have to be separated and stored apart from one another. All Hazardous Substances shall be stored and segregated as per the Hazardous Substance Regulations, by referencing the Primary and Secondary Class information contained in the manufacture/supplier SDS Section 2 - Hazards Identification.

Note: The Hazardous Substance Calculator and Hazardous Substance Separation Wheel can be utilised to assist with this. Hazardous substances must never be 'dumped' in storage or left unattended without due consideration for their location and their compatibility with other substances in that location.

- c) Hazardous substances in storage should have a fit for purpose bund in place which is designed to meet the requirements of 110% of the largest container within the bund in case of leak or damage to storage containers.
- d) All hazardous substances within the storage area must be clearly labelled as per manufacturers specification and the appropriate HAZCHEM label shall be fixed to the outside of the container on the entrance door.
- e) A list of hazardous substances and their volumes must be visible on the entrance door. The volume is to be determined by the total volume of each hazardous substance container at full capacity.
- f) JSA's must be easily accessible in hard copy form at any site where the substance is in use, as well as stored on Vault.
- g) If using shelving in the storage area it must be constructed of impermeable materials which cannot create an ignition source. Steel and wood shelving must not be used due to concerns around the risk of ignition from sparks and saturation of wood from leaking containers. The use of aluminium shelving is a safe option.
- h) SDS must be available and should be kept in a folder on or close to the entry point to the hazardous substances container.
- i) No ignition sources are to be used within 5 metres of the hazardous substances container and no hazardous substances can be stored within a workshop where there is use of power tools including bench grinders.

6.2. Safe transportation of hazardous substances

- a) A risk assessment shall be created with specific reference to the SDS on suitable controls prior to transporting hazardous substances.
- b) If required to transport large quantities of hazardous substances a hazardous goods license may be required. For more information on this topic please refer to the transportation requirements for hazardous substances under both the Hazardous Substances Regulations 2017 and also the Land Transport Regulations 2011.
- c) Incompatible hazardous substances must not be transported in the same vehicle with the notable exception of oxy-acetylene which can be safely transported only if the oxy-acetylene gas bottles are connected on a welding cradle and the cradle is fastened and secure. In the event you are unsure which substances are incompatible, consult the SDS

Hazardous Substances Management

for the substance, the Worksafe website and the Hazardous Substance Calculator in the first instance. See 5.2 Hazardous Substance Calculator for more on using this tool.

- d) Where hazardous substances are being transported the correct information is required to be available, within the vehicle at all times.
- e) Hazardous substances must only be transported by competent person(s) who have completed the suitable training and hold a dangerous good license.

6.3. Safe disposal of hazardous substances

- a) Hazardous substances to be disposed of must be done so in a manner which prevents risk of harm to people, environment, asset and reputation.
- b) Disposal of hazardous substances must be completed by trained persons, safely removed from Wintec sites and disposed of in a suitable hazardous substance refuse centre.
- c) A record of the disposal shall be kept and must include the substance and the volume disposed of.

6.4. Effective training of staff

- a) Wintec commits to ensuring training is provided which meets or exceeds the requirements for training as outlined in the Hazardous Substances Regulations 2017.
- b) Staffs ongoing competency shall be determined by regular observation and feedback from the Safety & Wellbeing team.
- c) No person working for, or on behalf of Wintec shall touch hazardous substances without formal training having been completed. Where this cannot be achieved the person handling the substance must be under the control of a suitably trained and competent person.
- d) A capability assessment will be conducted on all people whose role involves supervising the use or handling of hazardous substances.

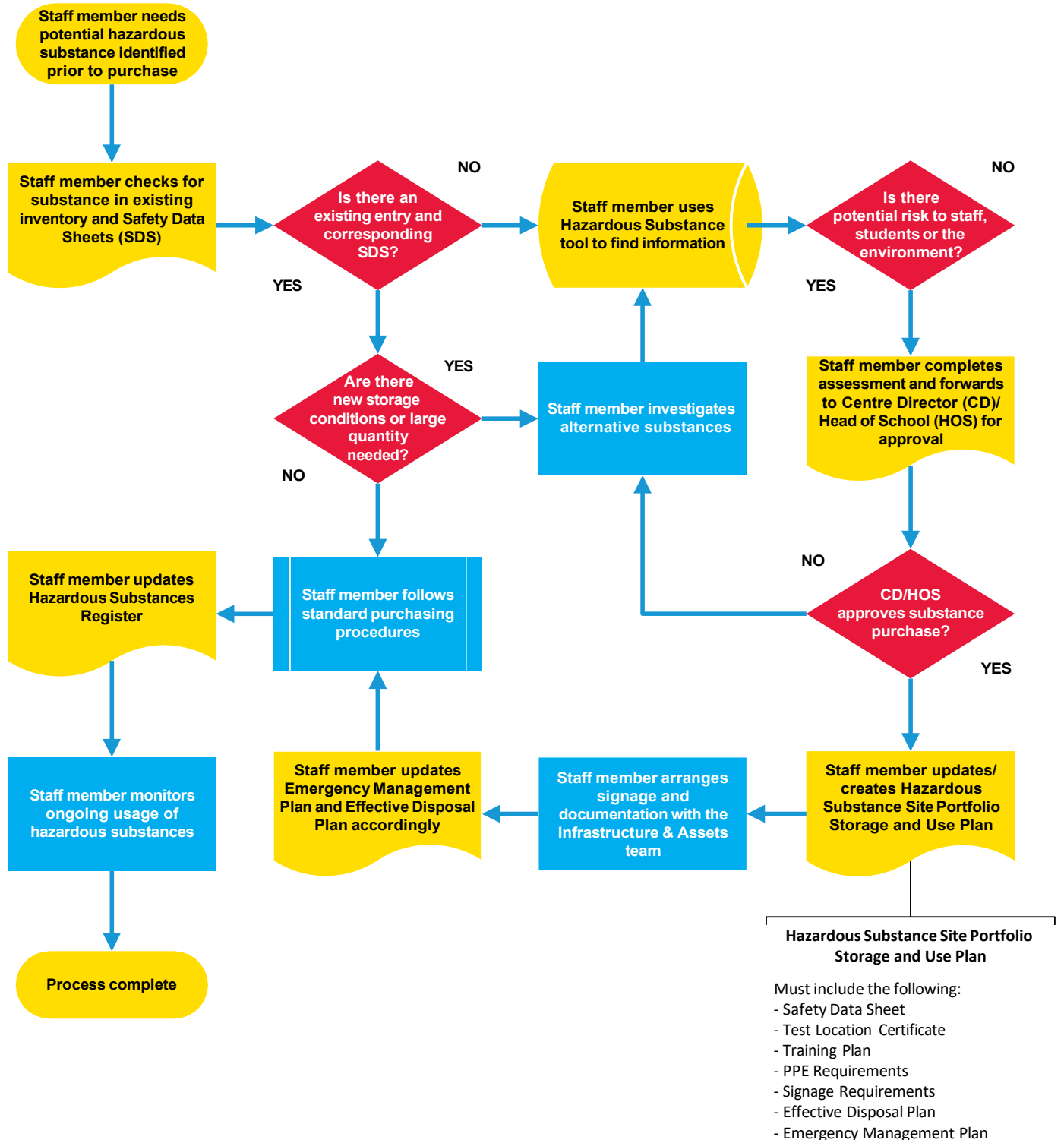
6.5. Hazardous substance emergency response

- a) Wintec commits to ensuring there is an emergency response plan which meets or exceeds the requirements for emergency response as outlined in the Hazardous Substances Regulations 2017.
- b) Staff will be made aware of and provided with formal training in the emergency response plan to ensure staff are able to effectively and safely react to an emergency involving the unintended release of hazardous substances.
- c) Trials of the emergency response plan will be undertaken at agreed intervals to ensure compliance with the emergency response requirements as outlined in the Hazardous Substances Regulations 2017.
- d) All emergency trials will be formally documented by the Facilities Operations Team Leader, and a record forwarded to the Safety and Wellness Team to be used as evidence in meeting Wintec's legal requirements.
- e) Emergency spill kits, the emergency plan and the SDS shall be kept in a place which is easily accessible in the event of an emergency. Spill kit contents shall be checked on a regular basis and the location of each spill kit shall be mapped out by the Nominated Hazardous Substance Centre/School Technician, so staff understand where they are. The spill kit shall have instructions for use inside the lid of each kit.

Hazardous Substances Management

7. Processes

7.1. Hazardous Substances Management



Hazardous Substances Management

8. Related Legislation, Policies, Guidelines, and Forms

Applicable Legislation	Related Policies & Guidelines	Forms
Hazardous Substances Regulations 2017 Health and Safety at Work Act 2015 Resource Management Act 1991 Radiation Safety Act 2016 Environmental Protection Agency (EPA) Hazardous Substances	Coordinated Incident Management Policy Information & Records Management Policy SAA/SNZ HB 76:2010 Dangerous goods - Initial emergency response guide Hazardous Substance Calculator Hazardous Substance Separation Wheel Hazardous Substances Toolbox (WorkSafe)	Job Safety Analysis sheets Safety Data Sheets Site-Specific Safety Plans Vault Substances Form Master Hazardous Substance Register (in Vault)
Copies of New Zealand Legislation can be found on the New Zealand Legislation Website . You can view Wintec's Policies, Procedures, and Guidelines on the Policy Web . This is not an exhaustive list of policies, procedures, and legislation.		

9. Key Definitions & Glossary

ALARP

As Low as Reasonably Practicable. A person conducting a business or undertaking (PCBU) must ensure, so far as is reasonably practicable, the health and safety of workers, and that other persons are not put at risk by its work. Risks that arise from work must be eliminated so far as is reasonably practicable.

If a risk can't be eliminated, then it must be minimised so far as is reasonably practicable. This involves assessing how likely is the risk and how severe is the harm that might result from a hazard, what control measures are available to eliminate or minimise the risk, and whether the costs of control measures are grossly disproportionate to the risk.

Effective Disposal Plan

This is a plan to ensure hazardous substances are disposed of in a safe and legally compliant manner.

Emergency Management Plan

A plan designed to ensure all possible emergencies are thought about and there is a specific plan in place to prevent an emergency event escalating to a crisis which may cause significant harm to people, environment, asset or reputation.

Hazardous Substances

Any material in gaseous, liquid or dust form which has the potential to cause harm through inhalation or absorption through the skin

Hazardous substances register

A register held by Wintec which includes each type, quantity and location of each hazardous substance held on all Wintec sites.

Master Hazardous

A documented portfolio which contains the hazardous substances location, volume, storage requirements, also signage and emergency response plan

Hazardous Substances Management

Substances Register	<p>for the hazardous substance. Sometimes called the Hazardous Substance Site Portfolio Storage and Use Plan. Saved in Vault</p> <p>Note: This should be in a place which is accessible quickly in the event of an emergency.</p>
SDS	<p>Safety Data Sheets. A legal document which is required to be available with the hazardous substance and covers the elements of safe use including how the substance should be used, how it affects health and safety in the workplace, and how these risks are managed. It also advises what personal protection and signage are required as well as what storage requirements are necessary. An SDS must be reviewed no less than once every five years. Every hazardous substance used at Wintec must have an accompanying SDS.</p>
Safe Systems of Work	<p>The design of work in which the Safety and Wellbeing risks to employees have been controlled. This can include the process, pace and flow of the work, the work practices used, the design and use of plant and equipment, and the effect of environmental factors.</p>
Site-Specific Safety Plan	<p>The SSSP is an agreement between businesses working on a specific site that determines how Safety and Wellbeing will be managed. It ensures that relevant site information is regularly updated, and safety is monitored.</p>
PPE	<p>Personal Protective Equipment.</p>
JSA	<p>A Job Safety Analysis is a procedure which helps integrate accepted safety and wellbeing principles and practices into a task or job operation. In a JSA, each basic step of the job is to identify potential hazards and to recommend the safest way to do the job.</p>
Test Location certificate	<p>This is a legal requirement where an organisation is using large volumes of hazardous substances. Both WorkSafe NZ and local councils are the enforcement officers for compliance to test location certificates. These are required to be renewed at 12-month intervals.</p>

Hazardous Substances Management

10. Records Management

In line with the Public Records Act 2005, Wintec is required to provide a records management programme to ensure that authentic, reliable, and usable records are created, captured and managed to a standard of best practice and to meet business and legislative requirements. All records relevant to a specific policy need to be listed in every policy in the following format:

Record	Minimum Retention Period	Disposal Action	GDA Reference #
This policy	7 years after date of last action	Destroy	5.1.2
Incident investigation reports	10 years after date of last action or when all conditions have been met and administratively no longer required for reference purposes	Destroy	10.6.2
Job Safety Analysis (operational)	7 years after work completed	Destroy	10.6.2
Job Safety Analysis (significant)	10 years after date of last action or when all conditions have been met and administratively no longer required for reference purposes	Destroy	10.6.3
Emergency response trials	7 years after date of last action	Destroy	10.6.2
Site-Specific Safety Plans (SSSP)	7 years after work completed	Destroy	10.6.2
Master Hazardous Substance Register (In Vault)	10 years after date of last action or when all conditions have been met and administratively no longer required for reference purposes	Destroy	10.6.3





11. Version History

Version	Date Approved	Details
1	December 1996	Hazard Management (EXA 3/96) first published. Hazardous Substances are a part of wider policy around hazard management.
2	December 2011	Updated, unspecified changes. .
3	November 2020	Specific policy relating to Hazardous Substances Management approved after specific law changes. New policy template, new policy number: OP-19/08. Published March 2021.

Hazardous Substances Management

Appendix One: Hazardous Substances Classes Glossary Quick Reference

Reviewed: November 2020

CLASS	DESCRIPTION	SUB CLASS'S & DETAILS
CLASS 1 	EXPLOSIVES	<ul style="list-style-type: none">1.1 Substances and articles that have a mass explosion hazard1.2 Substances and articles that have a projection hazard but not a mass explosion hazard1.3 Substances and articles that have a fire hazard and either a minor blast hazard or a minor projection hazard, or both, but not a mass explosion hazard1.4 Substances and articles that present no significant explosive hazard1.5 Very insensitive substances that have a mass explosion hazard1.6 Extremely insensitive articles that do not have a mass explosion hazard
CLASS 2 	FLAMMABLE GAS AND AEROSOL	<ul style="list-style-type: none">2.1.1 A Flammable gas - high hazard2.1.1 B Flammable gas - medium hazard2.1.2 A Flammable aerosol
CLASS 3 	FLAMMABLE LIQUIDS	<ul style="list-style-type: none">3.1 A Flammable liquid - very high hazard3.1 B Flammable liquid - high hazard3.1 C Flammable liquid - medium hazard3.1 D Flammable liquid - low hazard
CLASS 4 	FLAMMABLE SOLIDS	<p>Readily combustible solids, self-reactive substances and desensitised explosives</p> <ul style="list-style-type: none">4.1.1 A Readily combustible solids and solids that may cause fire through friction: medium hazard4.1.1 B Readily combustible solids and solids that may cause fire through friction: low hazard

Printed Copies are not Controlled. Please refer to Wintec's Policy Web for the most current version.

Hazardous Substances Management

- 4.1.2A Self-reactive substances: type A
- 4.1.2B Self-reactive substances: type B
- 4.1.2C Self-reactive substances: type C
- 4.1.2D Self-reactive substances: type D
- 4.1.2E Self-reactive substances: type E
- 4.1.2F Self-reactive substances: type F
- 4.1.2 G Self-reactive substances: type G
- 4.1.3 A Solid desensitised explosives: high hazard
- 4.1.3B Solid desensitised explosives: medium hazard
- 4.1.3C Solid desensitised explosives: low hazard



Spontaneously combustible substances and solids that emit flammable gas

- 4.2A Spontaneously combustible substances: pyrophoric substances: high hazard
- 4.2B Spontaneously combustible substances: self-heating substances: medium hazard
- 4.2 C Spontaneously combustible substances: self-heating substances: low hazard
- 4.3 A Solids that emit flammable gas when in contact with water: high hazard
- 4.3B Solids that emit flammable gas when in contact with water: medium hazard
- 4.3C Solids that emit flammable gas when in contact with water: low hazard

CLASS 5

OXIDISING SUBSTANCES



Oxidising substances

- 5.1.1A Oxidising substances that are liquids or solids: high hazard
- 5.1.1 B Oxidising substances that are liquids or solids: medium hazard
- 5.1.1 C Oxidising substances that are liquids or solids: low hazard
- 5.1.2 A Oxidising substances that are gases



Organic peroxides

- 5.2A Organic peroxides: type A
- 5.2B Organic peroxides: type B

Hazardous Substances Management

- 5.2C Organic peroxides: type C
- 5.2D Organic peroxides: type D
- 5.2E Organic peroxides: type E
- 5.2F Organic peroxides: type F
- 5.2G Organic peroxides: type G

CLASS 6



TOXIC SUBSTANCES TO PEOPLE

Acutely toxic

- 6.1A Substances that are acutely toxic - Fatal
- 6.1B Substances that are acutely toxic - Fatal
- 6.1C Substances that are acutely toxic - Toxic
- 6.1D Substances that are acutely toxic - Harmful
- 6.1E Substances that are acutely toxic – May be harmful, aspiration hazard

Skin irritant

- 6.3A Substances that are irritating to the skin
- 6.3B Substances that are mildly irritating to the skin

Eye irritant

- 6.4 A Substances that are irritating to the eye

Sensitisation

- 6.5 A Substances that are respiratory sensitisers
- 6.5 B Substances that are contact sensitisers

Mutagens

- 6.6 A Substances that are known or presumed human mutagens
- 6.6 B Substances that are suspected human mutagens

Carcinogens

- 6.7 A Substances that are known or presumed human carcinogens
- 6.7 B Substances that are suspected human carcinogens

Reproductive/developmental toxicants

- 6.8 A Substances that are known or presumed human reproductive or developmental toxicants
- 6.8 B Substances that are suspected human reproductive or developmental toxicants
- 6.8 C Substances that produce toxic human reproductive or developmental effects on or via lactation

Hazardous Substances Management

CLASS 7

RADIOACTIVE



Target organ toxicants

6.9A Substances that are toxic to human target organs or systems

6.9B Substances that are harmful to human target organs or systems

Category I

Category II

Category III

CLASS 8

CORROSIVE SUBSTANCES



Metal corrosive

8.1 A Substances that are corrosive to metals

Skin corrosive

8.2 A Substances that are corrosive to dermal tissue (UN PGI)

8.2 B Substances that are corrosive to dermal tissue (UN PGII)

8.2 C Substances that are corrosive to dermal tissue (UN PGIII)

Eye corrosive

8.3 A Substances that are corrosive to ocular tissue

CLASS 9

TOXIC SUBSTANCE TO ENVIRONMENT



Aquatic ecotoxic

9.1 A Substances that are very ecotoxic in the aquatic environment

9.1 B Substances that are ecotoxic in the aquatic environment

9.1 C Substances that are harmful in the aquatic environment

9.1 D Substances that are slightly harmful to the aquatic environment or are otherwise designed for biocidal action

Soil ecotoxic

9.2 A Substances that are very ecotoxic in the soil environment

9.2 B Substances that are ecotoxic in the soil environment

Hazardous Substances Management

9.2 C Substances that are harmful in the soil environment

9.2 D Substances that are slightly harmful in the soil environment

Terrestrial vertebrate ecotoxic

9.3 A Substances that are very ecotoxic to terrestrial vertebrates

9.3 B Substances that are ecotoxic to terrestrial vertebrates

9.3 C Substances that are harmful to terrestrial vertebrates

Terrestrial invertebrate ecotoxic

9.4 A Substances that are very ecotoxic to terrestrial invertebrates

9.4 B Substances that are ecotoxic to terrestrial invertebrates

9.4 C Substances that are harmful to terrestrial invertebrates